

# Angličtina hrou

Marcela Makulová  
november 2015

# Obsah

- ▶ Čo všetko môžeme použiť / kartičky
- ▶ Ukážková hodina
- ▶ Slovné druhy / gramatické štruktúry
- ▶ Nácvik čítania a písania
- ▶ Štruktúra hodiny

# Čo všetko môžeme použiť






- ▶ Pesničky, básničky, riekanky, rozprávky
- ▶ Knihy, audio knihy
- ▶ LEGO
- ▶ Karty - z kníh, z internetu, vyrobené doma

# Kartičky a zdroje

The background features abstract, overlapping geometric shapes in various shades of green, ranging from light lime to dark forest green. These shapes are primarily located on the right side of the slide, creating a modern, layered effect. The text 'Kartičky a zdroje' is positioned on the left side of the slide in a clean, sans-serif font.

# Kartičky (Flash cards)

- ▶ vizuálny materiál
- ▶ s jednou sadou možno hrať niekoľko hier
- ▶ možnosť použiť aj pri pohybových aktivitách



Primary Vocabulary Box: Word Games and Activities for Younger Learners, *Cambridge University Press*, 2003

Primary Communication Box : speaking and listening activities and games for younger learners, *Cambridge University Press*, 2009

Primary Reading Box: Reading activities and puzzles for younger learners, *Cambridge University Press*, 2005

Primary Grammar Box: Grammar Games and Activities for Younger Learners, *Cambridge University Press*, 2003

Elementary Vocabulary Games: A Collection of Vocabulary Games and Activities for Elementary Students of English, *Longman*, 1998

# Kartičky

**What's my job?** PRIMARY COMMUNICATION 31

From Primary Communication Box by C. Nixon and M. Tomlinson © Cambridge University Press 2005. PHOTOCOPIABLE 97

Elementary Vocabulary Games  
Addison Wesley Longman © J Hadfield 1998

**13 Fruit and vegetables** ↔

PICTURES

71

Elementary Vocabulary Games  
Addison Wesley Longman © J Hadfield 1998

**13 Fruit and vegetables** ↔

WORDS

grapes	cherries	bananas	apples
oranges	melons	mangoes	lemons
plums	pineapples	pears	peaches
beans	avocados	aubergines	strawberries
cucumbers	cauliflowers	carrots	cabbages
onions	mushrooms	lettuces	leeks
tomatoes	potatoes	peppers	peas

72

# Kartičky



# Kartičky




<http://bogglesworldesl.com/cards.htm>

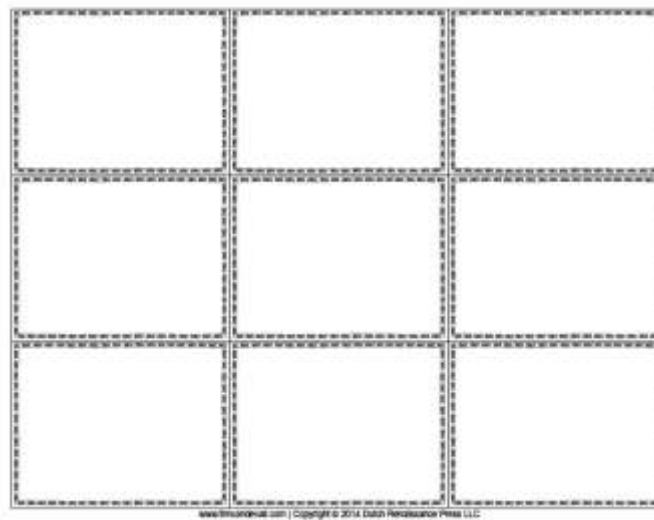
google: "esl kids flashcards"



# Kartičky



<http://cliparts.co/5-piece-puzzle-template>



<http://www.timvandevall.com/templates/blank-flash-card-templates/>

Ukázková hodina


# Ako začať hodinu / blok

- ▶ **ZÁSTAVA:** nakreslite, namaľujte, ušite
- ▶ **HYMNA:** vypočujte alebo zaspievajte 😊
- ▶ **VETA, SIGNÁL:** It's English time!
- ▶ **KALENDÁR:** dni, mesiace, ročné obdobia, počasie



# Ukážková hodina - časti tela


- ▶ Prezentujem 5 - 8 nových slovíčok.
- ▶ Vyslovím nové slovíčko ukážem kartičku, deti opakujú, najlepšie 3x... **a nose, It' s a nose. This is a nose.**
- ▶ Možem aj niekoľko slovíčok za sebou.
- ▶ Ďalej dávam úlohy (pasívne rozpoznanie) **Show me eyes, Show me hair** (na kartičkách)... **Pull your hair, Touch your nose, Touch your toes** (na vlastnom tele).



# Ukážková hodina - části tela


Drilujeme kladné a záporné odpovědi. 3 záporné otázky a představíme WH question (**What is it? What are they?**)

- ▶ R: **Is it hair?**                   ▶ D: **Yes, it is.**
- ▶ R: **Is it a head?**               ▶ D: **No, it isn't.**
- ▶ R: **Is it a mouth?**           ▶ D: **No, it isn't.**
- ▶ R: **Is it a chin?**               ▶ D: **No, it isn't.**
- ▶ R: **What is it?**                 ▶ D: **It is a nose.**



# Ukázková hodina - části tela

- ▶ R: Are they hands?                   ▶ D: Yes, they are.
- ▶ R: Are they arms?                   ▶ D: Yes, they are.
- ▶ R: Are they toes?                   ▶ D: No, they are not.
- ▶ R: Are they fingers?               ▶ D: No, they are not.
- ▶ R: Are they ears?                   ▶ D: No, they are not.
- ▶ R: What are they?                   ▶ D: They, are legs.



# Ukážková hodina - časti tela

Precvičujeme slovíčka alebo gramatické štruktúry.

- ▶ The memory (pexeso)
- ▶ Karty (Go fish - kartičky so slovnou zásobou rozdáme ako pri hre kvarteto, stačia dve kópie obrázkových alebo obrázok-slovo)
- ▶ Lode (Battleship)
- ▶ Domino
- ▶ Bingo
- ▶ Napodobňovanie (Miming) - jedno dieťa zoberie z kopy kartu a druhé / rodič háda slovíčko a striedajú sa
- ▶ Koleso obrázky, slová štipce


# Pexeso (The Memory)

- ▶ Použijeme toľko slovíčok, koľko sme predstavili a chceme si osvojiť.
- ▶ Pri každej kartičke povieme celú vetu.
- ▶ Môžeme sa pýtať so súperom navzájom: “What is his/her job?” / “What are their jobs?”
- ▶ Súper odpovedá celou vetou. “He/She is a/an ...” / “They are ...”





# Pexeso (The Memory)



He/She is a/an ... What is his/her job?

# Karty (Card games)

Hra “Go Fish”: všetky karty sú v dvoch kopiách:

- ▶ buď obrázok, obrázok
- ▶ alebo obrázok, slovo.

Príklad k slovnej zásobe oblečenie:

- ▶ Karty dáme na kôpku, obrázkom dolu, zamiešame. Každý hráč si zoberie 5 kartičiek z kopy a pýtajú sa navzájom “Are you wearing socks today?”
- ▶ Ak má protihráč príslušnú kartu odpovie “Yes, I am ” a odovzdá kartu pýtajúcemu sa.
- ▶ Ak nemá, odpovie “No, I am not.”
- ▶ Pýtajúci berie kartu z kopy a pýta sa protihráč.



# Karty (Card games)

- ▶ Pripravíme viac kópií.
- ▶ Deti vyfarbia obrázky v pároch 2x red socks, 2x blue socks, 2x brown socks atď.
- ▶ Hra sa môže začať:)

# Lode ( Battleship )

- ▶ Deti si umiestnia "lode".
- ▶ Hrá sa vo dvojiciach.
- ▶ Nácvik otázok a odpovedí.

D1: Has he got big eyes?

D2: Yes, he has. / No, he hasn't.

Precvičenie: časov, CAN, HAVE, LIKE, predložiek, čísloviek, dní v týždni, podstatných mien...

BATTLESHIPS			LONG NOSE?	BIG EYES?	PINK HAIR?	FOUR ARMS?	A CAT IN YOUR BAG?
HAVE	YOU	GOT ...					
HAVE	I	GOT ...					
HAS	HE	GOT ...					
HAS	SHE	GOT ...					
HAVE	THEY	GOT ...					

# Lode (Battleship)

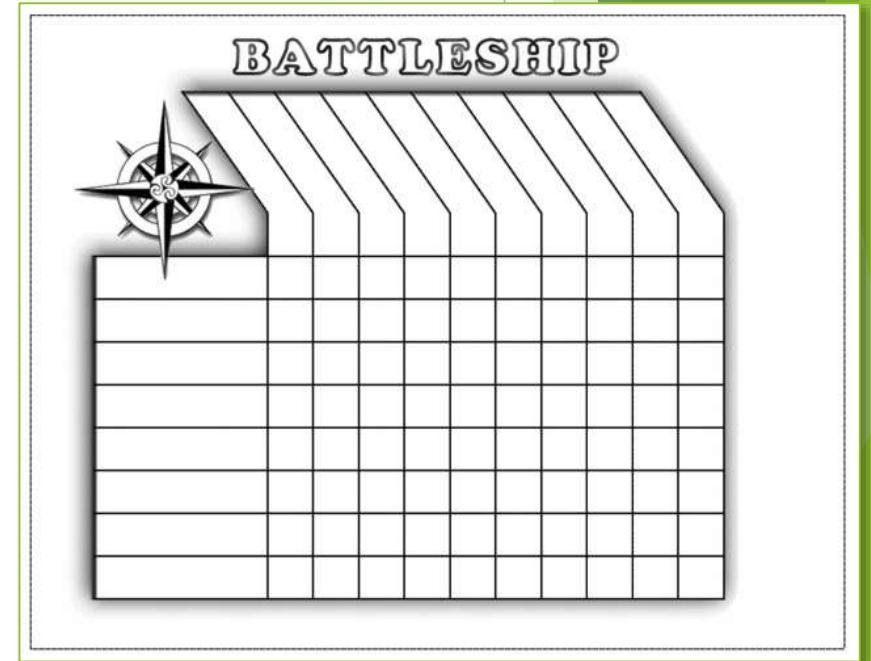
D1: Do you eat penguins on Tuesday?

D2: No, I don't. / Yes, I do.

## On Monday I Eat Penguins Battleship

	I eat penguins	I eat tigers	I eat dinosaurs	I eat bears	I eat lions	I eat kangaroos	I eat skunks	I eat monkeys	I eat crocodiles	I eat hedgehogs
On Monday										
On Tuesday										
On Wednesday										
On Thursday										
On Friday										
On Saturday										
On Sunday										

<http://www.tunaruna.com/Games/BattleshipGameBoard.g>

















<https://eslorangetree.files.wordpress.com/2014/12/days-of-the-week-battleship.jpg>

Google: "battleships esl games"

# Domino

- ▶ Rozstriháme a rozdelíme medzi deti.
- ▶ Poslednú kartu vyložíme.
- ▶ Hráč priloží domino na začiatok alebo koniec a vysloví vetu / slovíčko. Napr. R: **What is it?** D: **This is a dog.**
- ▶ Prípadne: R: **Who's turn is it?** D: **It's my turn?**
  
- ▶ Rôznymi verziami môžeme precvičiť: slovíčka, časy, činnosti, výslovnosť...

2.3 PRIMARY VOCABULARY Picture dominoes

telephone TELEPHONE		dog DOG	
apple APPLE		table TABLE	
man MAN		computer COMPUTER	
pencil PENCIL		ice cream ICE CREAM	
television TELEVISION		doll DOLL	
ball BALL		book BOOK	
umbrella UMBRELLA		girl GIRL	

48 **PHOTOCOPIABLE** From Primary Vocabulary Box by C. Nixon and M. Tomlinson © Cambridge University Press 2003

# Bingo

- ▶ Počúvanie/výslovnosť
- ▶ Rodič losuje a číta slovíčka.
- ▶ Deti označujú/prekrývajú symboly na svojich kartičkách.
- ▶ Ak majú všetky symboly prekryté, tak zakričia BINGO a slovíčka zopakujú/použijú vo vete.































## Body Bingo

PRIMARY VOCABULARY 1.1

### Teacher's baseboard

head	knee	toes	arm	hand
fingers	foot	hair	eye	ear
mouth	shoulders	teeth	leg	nose

### Pupils' Bingo boards

					
head	mouth	knee	leg	mouth	fingers
					
head	toes	arm	foot	fingers	nose
					
leg	hand	hair	hair	foot	eye
					
knee	eye	hand	nose	ear	shoulders
					
teeth	ear	toes	shoulders	teeth	arm

# Koleso obrázky, slová štipce



















# Slovné druhy / gramatické štruktúry

# Podstatné mená

- ▶ Pexeso
- ▶ Domino
- ▶ Karty
- ▶ Napodobňovanie (miming)
- ▶ Nácvik písania, čítania


2.3 PRIMARY VOCABULARARY **Picture dominoes**

telephone TELEPHONE		dog DOG	
apple APPLE		table TABLE	
man MAN		computer COMPUTER	
pencil PENCIL		ice cream ICE CREAM	
television TELEVISION		doll DOLL	
ball BALL		book BOOK	
umbrella UMBRELLA		girl GIRL	

48 **PHOTOCOPIABLE** From Primary Vocabulary Box by C. Nixon and M. Tomlinson © Cambridge University Press 2003

# Neurčitý člen A / AN

- Hovoríme celé vety



# Prídavné mená

- ▶ Trojzložkové karty
- ▶ Pexeso
- ▶ Karty
- ▶ Napodobňovanie
- ▶ Nácvik písania a čítania



# Číslovky

- ▶ Nácvik písania a čítania
- ▶ Zalaminovat' použiť na plastelínu ako playdough mats
- ▶ Pexeso

1.1 PRIMARY READING Count to ten

1	one
2	two
3	three
4	four
5	five

22 PHOTOCOPIABLES From Primary Reading Box by C. Nixon and M. Tomlinson © Cambridge University Press 2003

Count to ten 1.1 PRIMARY READING

6	six
7	seven
8	eight
9	nine
10	ten

From Primary Reading Box by C. Nixon and M. Tomlinson © Cambridge University Press 2003 PHOTOCOPIABLES 23

# Predložky

**3.5 PRIMARY VOCABULARY** **Wordwheel 2**

Cut and match.

**82** **PHOTOCOPIABLE** From Primary Vocabulary Book by C. Nixon and M. Tomlinson © Cambridge University Press 2003

# Slovesá

- ▶ Pexeso
- ▶ Karty
- ▶ Napodobňovanie
- ▶ Tieto konkrétne karty môžeme využiť aj na prezentáciu a precvičenie prítomného priebehového času. Hovoríme, čo robíme práve teraz. (**now, at the moment**)

Elementary Grammar Games  
Pearson Education Limited © J Hadfield 2001

## 29 Present continuous: yes/no questions

LOTTO BOARDS Cut into four boards only! ✂

94

# Prítomný jednoduchý čas

- ▶ Nácvič viet. Kladné, záporné, otázky.
- ▶ Hovoríme o tom, čo robíme pravidelne, náš denný režim.
- ▶ Pexeso
- ▶ Karty

Elementary Grammar Games  
Pearson Education Limited © J. Hatfield 2007

### 27 Frequency adverbs: *always, sometimes, etc.*

FREQUENCY CARDS

always	often	frequently
usually	sometimes	occasionally
rarely	never	on Saturday nights
on Friday nights	at weekends	on Monday mornings
in the evenings	in the mornings	after work
every day	once a week	when it's sunny
in the winter	in the summer	when it's raining
at Christmas	twice a week	once a year
at New Year		

87

Elementary Vocabulary Games  
Addison Wesley Longman © J. Hatfield 1998

### 21 Household tasks

PICTURES

91










# Nácvik čítania a písania

# Nácvik písania a čítania - hláskovanie

- ▶ Slová prefotiť/napísať na papier/kartón rozstrihať - skladať slová najprv podľa predlohy.
- ▶ Písmená môžu byť aj modré a červené podľa Montessori.
- ▶ Rozložiť v pomiešanom poradí a poskladať.
- ▶ Zalaminovať a prepisovať podľa predlohy.
- ▶ Napísať na post-it notes, nalepiť na ľahko umývateľný povrch, kúpeľňa, kachličky.
- ▶ Magnetky písmená - ukladať podľa predlohy alebo rodič/dieťa diktuje, druhé dieťa ukladá písmená do slov.

0.3 PRIMARY READING Spell it

**Baseboard**

	a	p	p	l	e	
	w	a	t	e	r	
	f	i	s	h		
	o	r	a	n	g	e
	m	i	l	k		
	b	r	e	a	d	
	j	u	i	c	e	

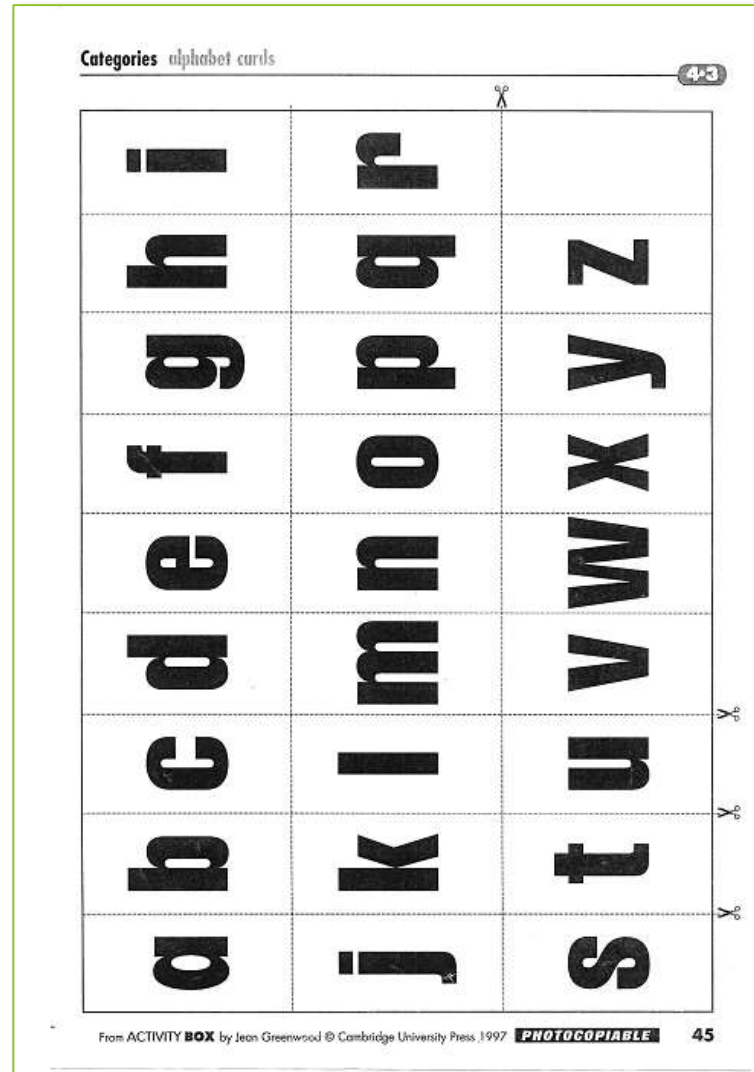
**Letter cards**

a	a	a	a	b	c	d	e	e
e	e	e	f	g	h	i	i	i
j	k	l	l	m	n	o	p	p
r	r	r	s	t	u	w		


14 PHOTOCOPIABLE From Primary Reading Box by C. Nixon and M. Tomkiss © Cambridge University Press 2005

# Nácvik písania a čítania - hláskovanie

- ▶ Kamene s písmenami
- ▶ Razítka/pečiatky
- ▶ Vykrajovačky
- ▶ Drevené kocky
- ▶ Vystrihnuté písmená z novin a časopisov




# Nácvik písania a čítania - kartičky




# Nácvik písania a čítania - kartičky



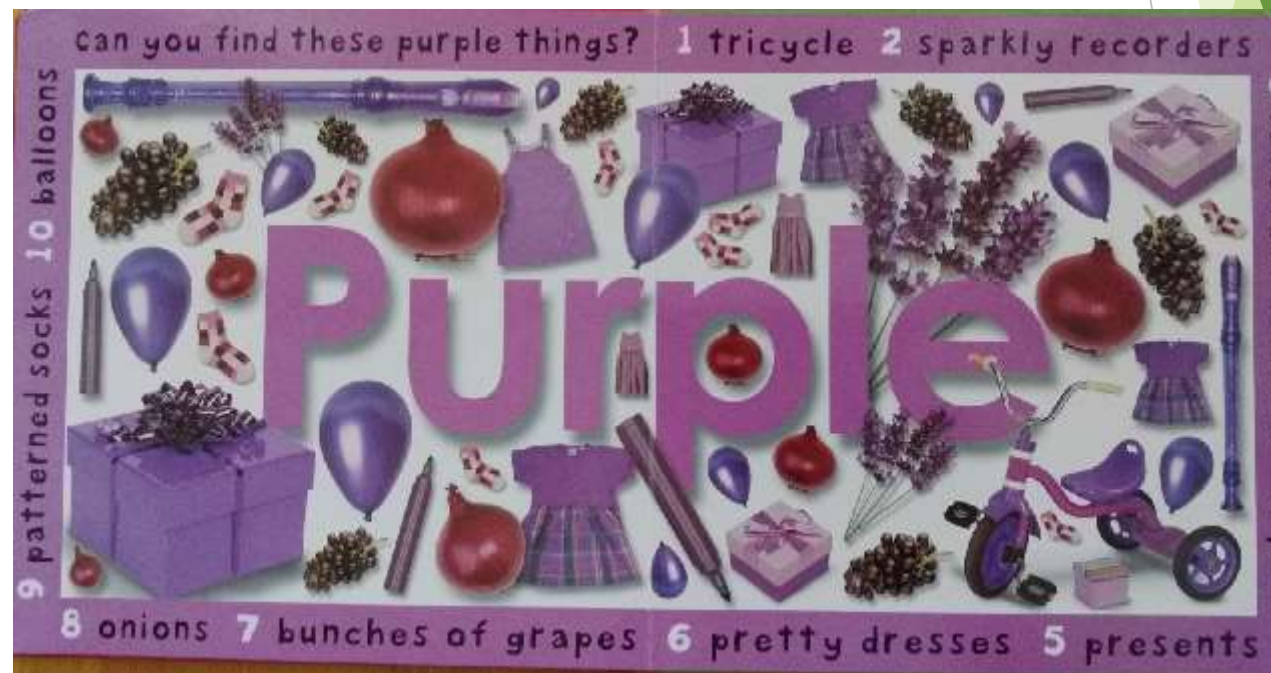
# Nácvik čítania a písania - knihy



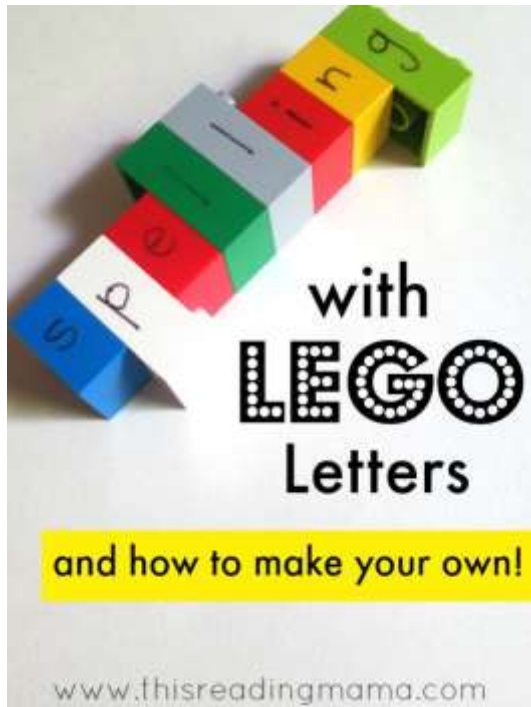
This ball is a **circle**.  
Let's find some  
more circles.



# Nácvik písania a čítania - knihy



# Nácvik čítania a písania - LEGO



<http://thisreadingmama.com/spelling-with-lego-letters>

<http://www.filthwizardry.com/2010/07/diy-spiny-spellers-and-repurposing.html>



<http://homeliteracyblueprint.com/legos-make-poetry-fun/>





# Nácvik písania, čítania - Word families

Skupiny slov, ktoré majú podobný znak:

- ▶ kombináciu písmen,
- ▶ podobný zvuk.












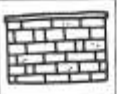
\_at  
**c**at  
**f**at  
**h**at  
**r**at

1.7 PRIMARY PRONUNCIATION Word slide

at

en

all

1	 c	2	 h	3	 b
	 f		 m		 sm
	 h		 p		 t
	 r		 t		 w

26 MICROSOFT From Primary Pronunciation Box by C. Nixon and M. Tomlinson © Cambridge University Press 2002

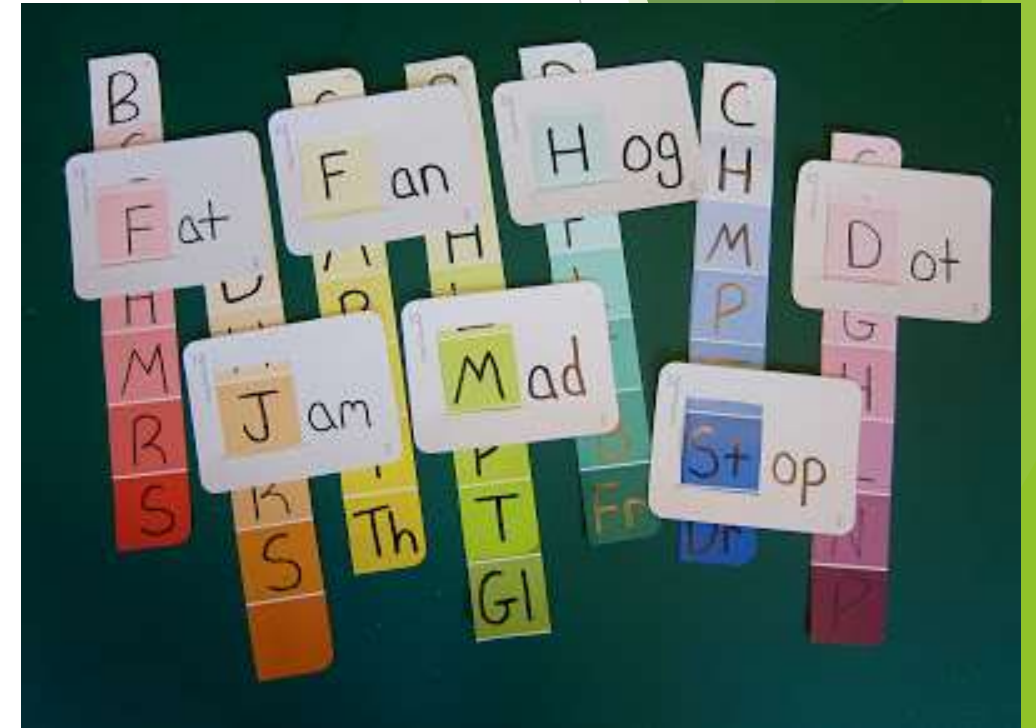



# Nácvik písania, čítania - Word families

← → C www.enchantedlearning.com/rhymes/wordfamilies/  
families) and examples of each.

## Word Families

ack	ad	age	ail	ain	ake	ale	all	am	ame	an
attack	ad	age	ail	brain	awake	ale	all	can	blame	an
back	bad	cage	fail	chain	bake	bale	ball	clam	came	ban
black	brad	engage	hail	complain	brake	dale	call	dam	fame	bran
crack	cad	rage	jail	explain	cake	gale	fall	dram	flame	can
hack	clad	sage	mail	gain	fake	kale	gall	exam	frame	clan
Jack	dad	stage	nail	grain	flake	male	hall	gran	game	Dan
knack	doodad	wage	pail	main	Jake	pale	install	ham	lame	fan
lack	glad		rail	obtain	lake	sale	mail	jam	name	flan
pack	had		sail	pan	make	scale	small	lan	same	Fran
quack	lad		snail	plain	quake	stale	squall	ma'am	shame	Jan
rack	mad		tail	rain	fake	tale	stall	Pam	tame	Japan
sack	pad		wail	slain	sake	whale	tall	ram		man
snack	sad			Spain	shake		thrall	Sam		pan
stack				sprain	snake		wall	scam		pecan
tack				stain	stake			slam		plan
track				strain	take			spam		ran
whack				train	wake			swam		scan
Zack				vain				tan		span
								tram		Stan
								wham		tan
								yam		than
										van
ate	aw	ay	eat	eel	eep	eet	ell	en		ent



<http://www.enchantedlearning.com/rhymes/wordfamilies/>  
<https://www.teacherspayteachers.com/Product/Word-Family-Sliders-302934>  
<http://joyfullyweary.blogspot.sk/2012/08/paint-chip-word-families.html>

# Nácvik písania, čítania - Sight Words

- ▶ Frekventované slová
  - ▶ Deti sa ich čítať / rozpoznať “automaticky”
  - ▶ Uľahčujú začiatčovníkom čítanie
- 
- ▶ Pexeso
  - ▶ Písanie podľa predlohy

I	am	see	a	can
we	the	in	and	go
to	like	said	you	is
it	here	come	up	look
at	me	on	this	my

# Nácvik písania, čítania - Sight Words

Hod' loptu a:

- ▶ vytvor vetu,
- ▶ vytvor otázku,
- ▶ vytvor rým (got / lot),
- ▶ prečítaj slovo,
- ▶ vyhláskuj slovo so zatvorenými očami.



<http://www.learningliftoff.com/15-active-sight-word-games-play-summer/>

# Nácvik písania, čítania - pracovné listy

**Vocabulary checklist 3 The body** PHONICS VOCABULARY

Look and read. Say. Fold the page. Write the words. Correct. ✓ ✗

The body		
	head	
	shoulder	
	arm	
	hand	
	finger	
	thumb	
	leg	
	knee	
	foot	
	toe	
	back	

From Primary Vocabulary Box by C. Nixon and M. Tomlinson © Cambridge University Press 2005 PHOTOCOPIABLES 107

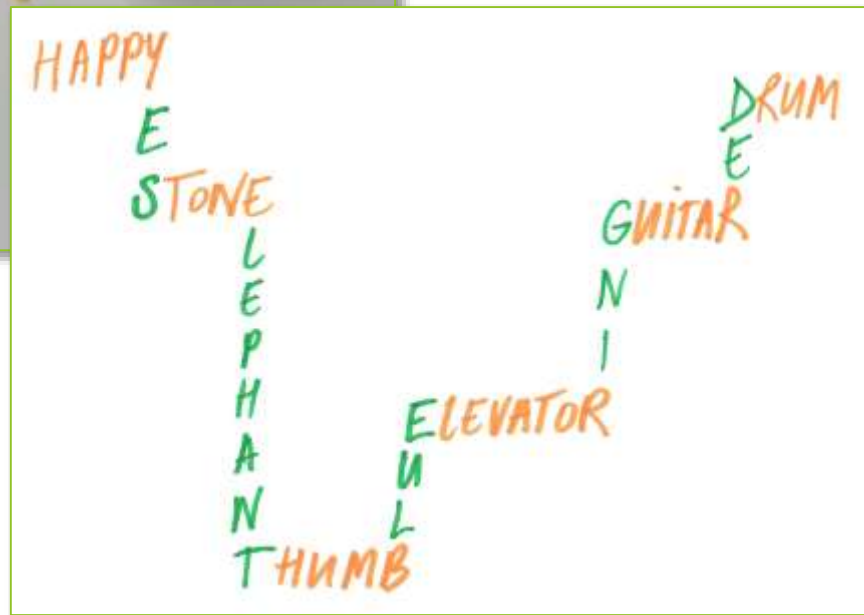
**2 Parts of the body** PHONICS READING

Find the parts of the body and another word.  
Example:

	t	toes	oes ✓
	sh	shoes	
1	h		ce
	ch		and
2	h		
	br		es
3	f		
	str		ars
4	mou		ead
	ba		
5	h		ot
	st		
6	kn		eet
	tr		
7	ey		th
	y		
8	e		air
	c		
9	fa		ee
	ri		
10	fa		
	h		

From Primary Reading Box by C. Nixon and M. Tomlinson © Cambridge University Press 2005 PHOTOCOPIABLES 123


# Křížovky (Crosswords)



## Half crossword 9A Parts of the body

A

Listen to your partner and complete the crossword.



Say these clues to your partner.

Across —

- 3 You've got one on your face. It's between your eyes.
- 5 This is under your nose.
- 8 You've got a lot on your head.
- 10 You've got two at the top of your back.
- 12 It's at the bottom of your leg.
- 14 This is between your head and your body.
- 16 You walk with these.
- 18 You've got two. You use them to clap.

Down ↓

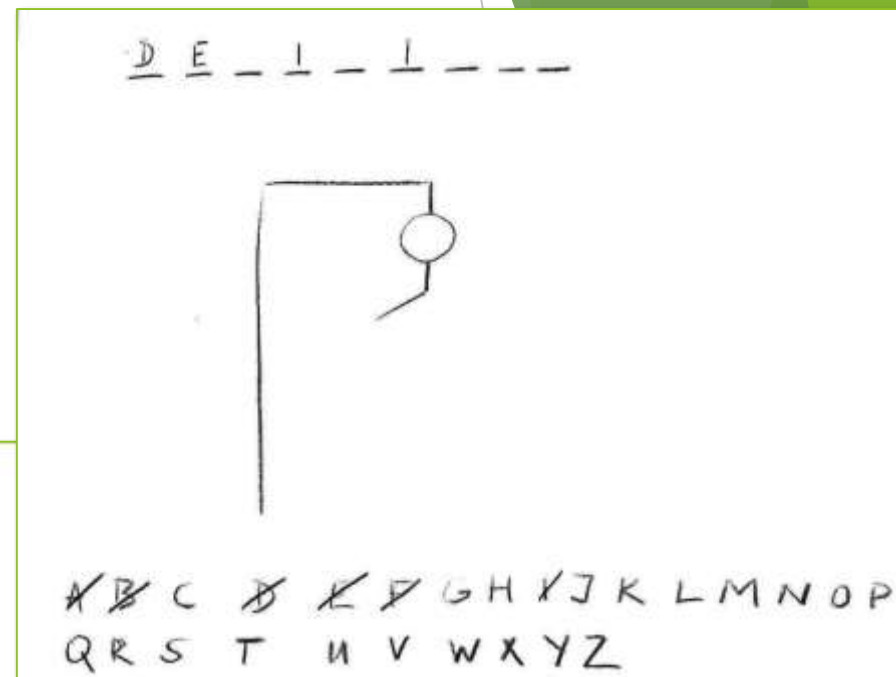
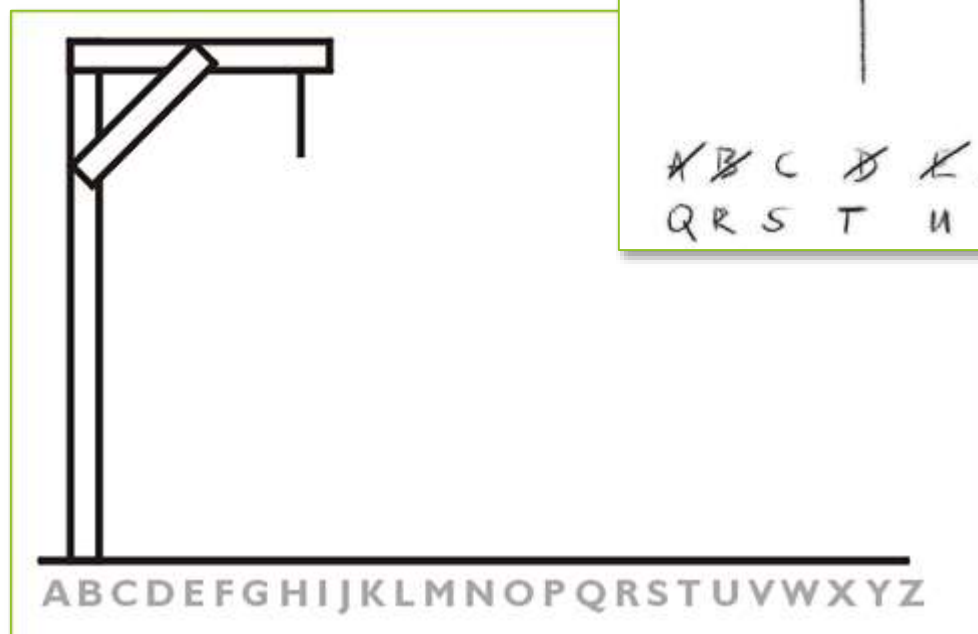
- 2 They're between your hands and your shoulders.
- 6 This is in your mouth, but it isn't your tongue.
- 13 They're at the bottom of your legs.

# Obesenec (Hangman)

Deti hovoria písmená. Ak sa v tajnom slove písmeno nachádza, učiteľ/rodič ho dopíše, ak nie, nakreslí časť obesenca a pokračuje ďalší.

Rôzne možnosti:

- ▶ všetci hádaju spolu
- ▶ vo dvojiciach
- ▶ bez kreslenia obrázku.



<http://www.printactivities.com/Paper-Games/Hangman-Word-Game/>  
google: "hangman game" (images)



# Osemsmerovky (Wordsearch)

**Wordsearch 4 Parts of the body** PRIMARY VOCABULARY

Look for the words and tick (✓) the boxes. → ↓

h	a	n	d	e	a	y	f	o	o	t	d
e	m	o	k	f	h	a	i	r	u	e	s
a	o	s	n	a	r	m	n	o	s	e	y
d	u	f	e	c	l	e	g	k	o	t	i
e	f	o	e	r	y	e	a	r	h	k	
s	h	o	u	i	d	e	r	i	t	e	h

From Primary Vocabulary Box by C. Nixon and M. Tomlinson © Cambridge University Press 2003 PHOTOGRAPHIC 123

**Wordsearch 3 Clothes** PRIMARY VOCABULARY

Look for the words and tick (✓) the boxes. → ↓

c	o	a	t	r	o	u	s	e	r	s	s
s	h	i	r	t	j	e	k	a	t	h	k
h	j	e	a	n	s	p	i	m	i	a	a
a	i	l	c	h	a	t	r	b	j	e	r
r	a	i	k	a	a	d	i	a	s	i	
t	n	m	s	t	u	r	s	o	c	k	s
s	a	j	u	m	p	e	r	u	k	i	i
t	s	h	i	r	t	s	b	s	e	n	a
b	o	o	t	s	m	s	h	e	t	r	o

122 PHOTOGRAPHIC From Primary Vocabulary Box by C. Nixon and M. Tomlinson © Cambridge University Press 2003

# Štruktúra hodiny

The background features abstract, overlapping geometric shapes in various shades of green, ranging from light lime to dark forest green. These shapes are primarily located on the right side of the slide, creating a modern, layered effect. The rest of the slide is a plain white background.

# Štruktúra hodiny - úvod

Zahrievacia aktivita (Warm up):

- ▶ Opakovanie z predchádzajúcej hodiny
- ▶ Otázky: **When? Why? What? Who? Where? Which? How?** (napísať na kocku, loptu)  
**How are you today? What did you do at the weekend?**
- ▶ Napodobňovanie (miming) - dieťa vyberie kartičku a bez slov ukáže “slovíčko” ostatní hádajú.
- ▶ krížovky / osemsmerovky / jazykolamy / obesenec / koleso obrázky, slová štipce

# Jazykolamy (Tongue Twisters)

- ▶ Double bubble gum, bubbles double.

**Tongue Twisters Using 'D' Worksheet**

Name: \_\_\_\_\_ Date: \_\_\_\_\_

1. Do drop in at the Dewdrop Inn.
2. How much dew could a dewdrop drop if a dewdrop did drop dew?
3. When a doctor gets sick and another doctor doctors him, does the doctor doing the doctoring have to doctor the doctor the way the doctor being doctored wants to be doctored, or does the doctor doing the doctoring of the doctor doctor the doctor as he wants to do the doctoring?

# Štruktúra hodiny - hlavná časť

Predstavenie nového učiva a precvičovanie:

- ▶ Pexeso
- ▶ Karty
- ▶ Domino
- ▶ Bingo
- ▶ Napodobňovanie
- ▶ Battleship

# Štruktúra hodiny - záver

Prepojenie s realitou:

- ▶ Slovíčka napísať na post it notes a nalepiť doma do priestoru, oblečenie a časti tela na seba lepiť.
- ▶ Vyrobiť lapbook.
- ▶ Jedlo, nápoje - zahráme sa na reštauráciu. Ovocie, zelenina - zahráme sa na obchod, atď.

# Slovná zásoba

- ▶ Ja (o sebe)
- ▶ Abeceda
- ▶ Moja rodina
- ▶ Zvieratá (domáci miláčikovia, farma, Afrika, ostatné kontinenty podľa záujmu)
- ▶ Ľudské telo
- ▶ Farby
- ▶ Čísla
- ▶ Tvary
- ▶ Škola-vyučovacie predmety, veci v školskej taške
- ▶ Môj dom, byt (jednotlivé miestnosti a vybavenie)

# Slovná zásoba (pokračovanie)

- ▶ Ovocie, zelenina
- ▶ Jedlo, nápoje
- ▶ Oblečenie
- ▶ Počasie
- ▶ Ročné obdobia
- ▶ Mesiace, dni v týždni, kalendár
- ▶ Čo viem/ dokážem
- ▶ Zmysly
- ▶ Sviatky (Vianoce, Veľká noc, narodeniny)



# Gramatické štruktúry

- ▶ Sloveso “to be”
- ▶ Množné číslo
- ▶ Členy a/ an
- ▶ Possessives
- ▶ Can
- ▶ Have
- ▶ Like
- ▶ Prítomný priebehový čas (to čo robíme práve teraz)
- ▶ Prítomný jednoduchý čas (čo robíme pravidelne, denný režim)
- ▶ Minulý čas “to be” was/ were

# Pomôcky

- ▶ Papier, kartón, kartičky
- ▶ Post it notes
- ▶ Ševt zotieracie karty s fixami
- ▶ Board games, kocky
- ▶ Razítka, vykrajovačky na plastelínu
- ▶ Štipce
- ▶ Štítky s farbami z obchodu
- ▶ Sticky tack
- ▶ Krabice, tašky, vrecúška
- ▶ Knihy

# Snakes and ladders

2.11 PRIMARY COMMUNICATION Snakes and ladders questions (1)

Ask your friend's cards

100	99	98	97	96	95	94	93	92	91
81	82	83	84	85	86	87	88	89	90
80	79	78	77	76	75	74	73	72	71
62	63	64	65	66	67	68	69	70	
60	59	58	57	56	55	54	53	52	51
41	42	43	44	45	46	47	48	49	50
40	39	38	37	36	35	34	33	32	31
21	22	23	24	25	26	27	28	29	30
20	19	18	17	16	15	14	13	12	11
1	2	3	4	5	6	7	8	9	10

80 PHOTOCOPIABLE From Primary Communication Box by C. Nixon and M. Tomlinson © Cambridge University Press 2005

Snakes and ladders questions (2) 2.11

How old / mum?	How old / dad?						
What / mum / name?	What / dad / name?						
When / birthday?	Where / live?						
What time / get up?	What time / go to school?						
What time / have lunch?	What time / finish school?						
like / chocolate?	like / apples?						
have / pets?	have / brothers or sisters?						
can / play piano?	can / drive car?						
1 point	1 point	1 point	1 point	1 point	1 point	1 point	1 point
1 point	1 point	1 point	1 point	1 point	1 point	1 point	1 point
1 point	1 point	1 point	1 point	1 point	1 point	1 point	1 point

81 PHOTOCOPIABLE From Primary Communication Box by C. Nixon and M. Tomlinson © Cambridge University Press 2005



www.m-w.com

An Encyclopædia Britannica Company

Merriam-Webster

Dictionary Thesaurus Medical Scrabble® Spanish Central Browse Dictionary

homeschooler

Get our free apps! iPhone

Games Word of the Day Video Blog: Words at Play My Faves

Dictionary

homeschooler

noun | home-school-er | \-,skū-lər\

a child who is taught at home instead of in a school

a parent who teaches a child at home instead of sending the child to a school

Are you a trivia master? Test your knowledge with our [trivia game](#). »

Word of the Day NOVEMBER

ruly

obedient or orderly

Get the Word of the Day daily e

Essay Gram  
Checker

Improve Grammar  
Essays & Avoid Plagia